

— DISTRICT PROFILE —

Section Source: MDE/SY 2009-2010

Student Data — Demographics

	This District	Mississippi
Total Enrollment	3,579	492,105
Free Lunch and Reduced Lunch	61.50%	70.70%
Average Daily Attendance	94.57%	94.46%

Student Data — Racial Makeup

Race	This District	Mississippi
Asian	0.11%	0.92%
Black	4.05%	50.29%
Hispanic	1.01%	2.31%
Native American	0.14%	0.20%
White	94.69%	46.28%

Student Data — Special Education

IEP Students as a Percentage of All Students	14.50%
Actual Number of IEP Students	519

* IEP = Individualized Education Program

School District Staff

	This District	Mississippi
Number of Employees (FTE) ^{1 2}	464.61	67,853.42
Number of Teachers (FTE) ^{1 2}	242.65	32,041.61
National Board Certified Teachers	34	2,360
Highly Qualified Teachers	98.5%	95.9%
Emergency/Provisional Teachers	1.3%	2.3%
Number of Special Education Teachers (FTE) ^{1 2}	5.10	910
Highly Qualified Special Education Teachers	92.30%	75.6%
Emergency Special Education Teachers	0.00%	6.72%

¹ FTE = Full Time Equivalent

² Data from SY 2010-2011

— ACADEMIC ACHIEVEMENT —

Section Source: MDE


2011 State Accountability Label²

—Successful—

2011-2012 Accreditation Status²

—Accredited—

Number of Schools by Accountability Label



Graduation and Completion Data (First Time 9th Graders in 06-07)

	All Students	IEP Students	Mississippi
Graduation Rate	73.2%	20.8%	71.4%
Completion Rate (w/ graduates)	83.7%	68.3%	78.6%
Dropout Rate	12.9%	20.0%	17%
Occupational Diplomas	NR	NR	570
Certificates of Attendance	NR	NR	1014

ACT Information (2009-2010)

	This District	Mississippi
Graduates Taking ACT (estimated)	77.13%	78.83%
Average ACT Score	19.4	18.5

* ACT = American College Test

Expulsions & Out of School Suspensions > 10 Days (2009-2010)

	This District	Mississippi
IEP Students	NR	0.36%
All Non-IEP Students	NR	1.91%

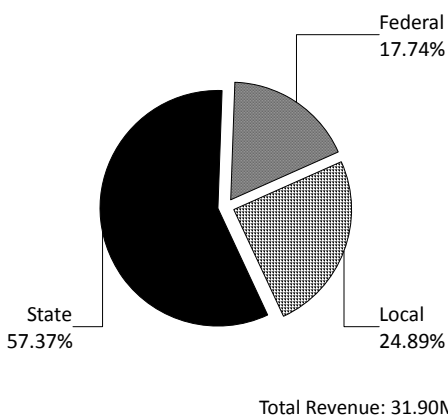
* NR = Less Than 10 Students or No Results Reported

² Data from SY 2010-2011

— FINANCIAL DATA —

Section Source: MDE/SY 2009-2010

Revenue Sources



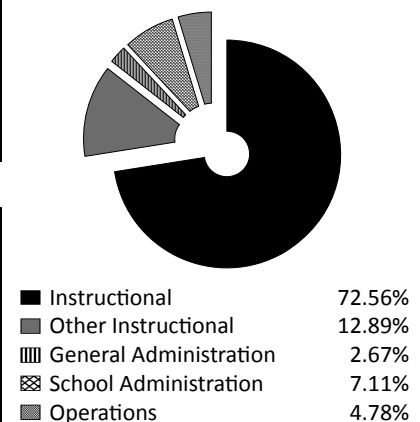
Millage and Assessed Valuation

	This District	Mississippi
Operational Millage Rate	46.76	41.37
Debt Service Millage Rate	3.00	4.57
Net Ad Valorem Requested	\$ 6,069,463.00	
Assessed Valuation	\$149,764,631	

Estimated Per Pupil Expenditures

	This District	Mississippi
Local	\$ 2,169.00	\$2,691
State	\$ 4,999.00	\$4,305
Federal	\$ 1,546.00	\$1,930
Intermediate ³	\$ 0.00	\$3
Total	\$ 8,714.22	\$8,929

Actual Expenditures



For more information on how to get involved in the **Alcorn School District**, or to obtain a free hard copy of this report, please call (662) 286-5591 or visit any Alcorn School District School or District Office. To view this report online, or to find out more, visit www.msreportcard.com.

³Intermediate funds are grants from an intermediate source which can be used for any legal purpose desired by the LEA